

Electronic Domestic Water Meter WECOUNT

Inline 500

WECOUNT



The electronic water meter of the WECOUNT product family is the latest generation of meters for municipal use as domestic water meters with LCD display, integrated OMS radio and an incomparably high measuring accuracy. The meter also impresses with an extremely low flow rate.

- Integrated radio, flexibly programmable (Walk-by/Drive-by)
- For direct integration into OMS compliant readout systems (T1-Mode, C1-Mode)
- Longterm data logging (storage of 1 due date value, 15 monthly values and 480 daily values)
- Battery monitoring, Battery life up to 16 years
- Backflow and manipulation detection as well as notifications for leakage and pipe burst
- Inductive device interface for parameterization
- Starting flow rate from 1 l/h
- Length 105 mm and 190 mm
- Temperature range up to 30 °C (cold)
- Nominal flow Q_3 4 in m^3/h
- MID measurement accuracy class (Q_3/Q_1) up to R500 horizontal and R315 vertical (standard R160H/V)
- Protection code IP65

Electronic Domestic Water Meter WECOUNT

Inline 500

REMOTE READING OPTIONS

Radio according to EN13757-4, wMBus/OMS (Open Metering System) Generation 4, Frequency 868 MHz, T1- or C1-Mode, Security Profile A or B, 128-Bit AES encryption mode 5 or 7, Radio power 14dBm



Radio parameters individually adjustable via inductive communication head and the free app "µline config"

AMR – (Automatic Meter Reading)

Gateway, Repeater and web portal available for providing data

Walk-by / Drive-by

Recording and storage of consumption data inside the radio module

Reading out of stored data via mobile radio device and own radio readout app „M-Fair Connect mobile“



The WECOUNT product family

Intelligent residential and domestic water meters based on the same state-of-the-art electronic totalizer which can be programmed according to customer specifications. Standard for all meters:

- Integrated radio
- Easy to read digital LCD display with clear and informative presentation
- Operable with the same soft- and hardware components
- Data logger for 480 daily values, 15 monthly values, notifications for leakage and other incidents
- Common battery concept (up to 7 ,13 or 16 years battery life)



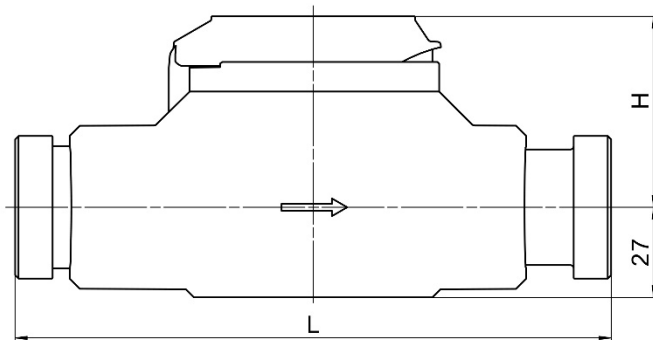
Electronic Domestic Water Meter WECOUNT

Inline 500

TECHNICAL DATA

Model

ETK-EAM = cold water from 0,1 °C up to 30 °C

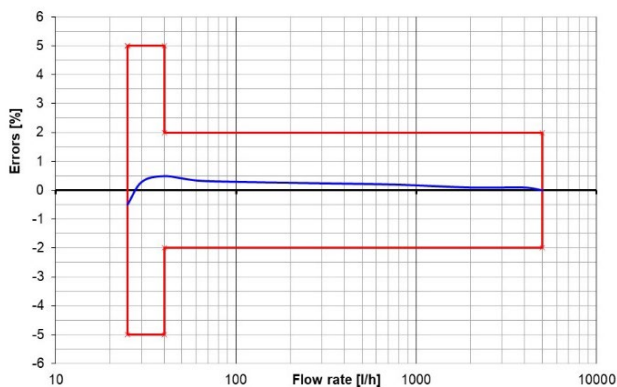


Installation position	Length L in mm	Height H in mm (ca.)	Nominal flow Q ₃ in m ³ /h	Nominal width DN in mm	Thread in inch	Starting flow* in l/h	Flow rate Q' at 1 bar pressure loss in l/h (ca.)	Weight in kg (ca.)
horizontal	190	56	4	20	G 1 B	1-2	5100	0,8
ascending	105	52						0,5

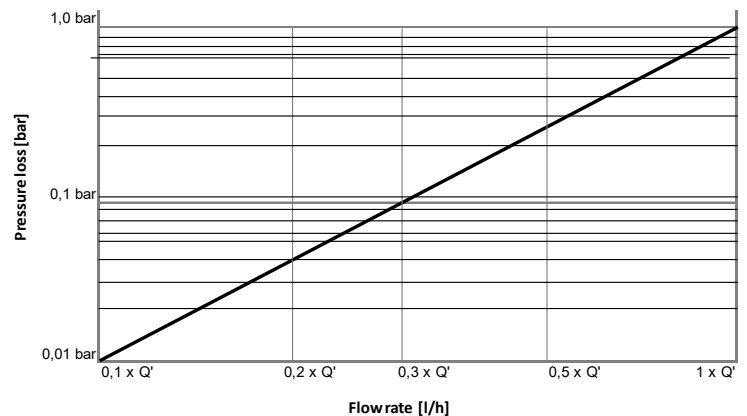
*typical values in horizontal installation position

The meter does not require any upstream or downstream straight length (U0/D0).

Typical error curve Q₃ 4 R160H



Typical pressure loss graph



Electronic Domestic Water Meter WECOUNT

Inline 500

APPROVALS / CERTIFICATES / STANDARDS

- EU- Type Examination Certificate according to 2014/32/EU (MID)
- EU- Type Examination Certificate according to 2014/53/EU (RED)
- EU- Type Examination Certificate according to 2011/65/EU (RoHS)
- OIML R49
- EN 14154
- KTW-BWGL / W270 (D)
- OMS compliance