

Multi-Jet Dry Meter MODULARIS

MTK-...WX, MTW-...WX



Fig. top view MTK-HWX

Made of high-grade materials, our Wehrle multi-jet dry meters MODULARIS are characterized by exceptional functionality, excellent workmanship and reliability. Their measurement results are reliable even in cases of heavily soiled water.

- Ready for integration into any AMR system
- Temperature range up to 50 °C (cold) and up to 90 °C (warm)
- Nominal flow Q_3 2,5 in m^3/h up to Q_3 25 in m^3/h
- Nominal size DN15 up to DN50
- Length 105 mm up to 300 mm
- MID measurement accuracy class (Q_3/Q_1) up to R160 horizontal
- 360° rotatable 8-digit totalizer
- Brass body (DN50: grey cast iron)
- Maximum pressure load 1,6 MPa
- Protection code IP64

Multi-Jet Dry Meter MODULARIS

MTK-...WX, MTW-...WX

REMOTE READING OPTIONS AMR (Automatic Meter Reading)

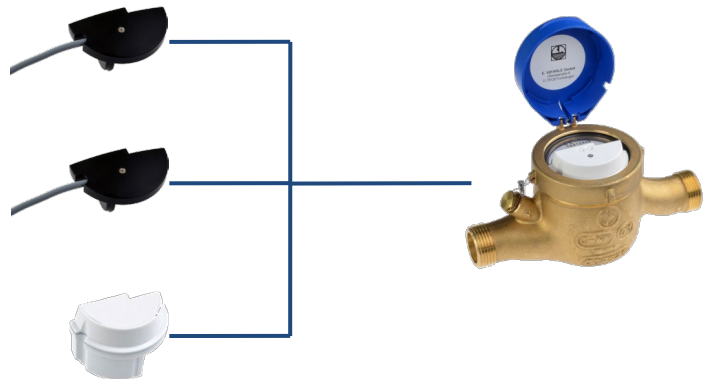
MODULARIS modules:

MODULARIS Pulse Generator, S0, DIN 43864
 alternatively with

- 1 Litre per pulse
- 10 Litres per pulse
- 100 Litres per pulse

MODULARIS M-Bus module
 according to EN 1434-3

MODULARIS Radio module, frequency range
 433 MHz or 868 MHz (OMS)




Retrofitting with Modularis Radio module

- Individually parameterizable
- Data recording via walk-by / drive-by
- Consumption data permanently stored
- Battery lifetime of up to 12 years
- Detection of rotation direction
- Manipulation detection



Maximum convenience through AMR walk-by / drive-by solution

- Recording and storage of consumption data inside the radio module
- Reading of stored data via mobile reading device



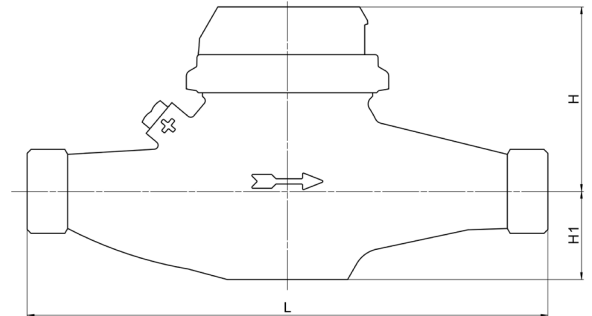
Multi-Jet Dry Meter MODULARIS

MTK-...WX, MTW-...WX

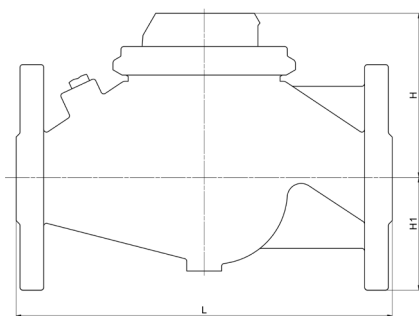
TECHNICAL DATA

Model

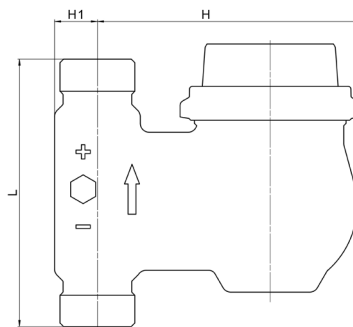
MTK-... = Cold water from 0,1 °C up to 50 °C
 MTW-... = Warm water from 0,1 °C up to 90 °C



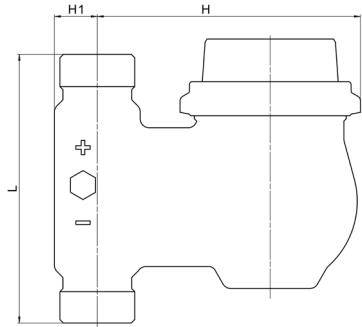
MTK-HWX
 MTW-HWX



MTK-HWX with connection thread F50,
 MTW-HWX with connection thread F50



MTK-SWX,
 MTW-SWX



MTK-FWX,
 MTW-FWX

Installation position	Model	Length* L in mm	Height H in mm (ca.)	H1 in mm	Nominal flow Q3 in m ³ /h	Nominal width DN in mm	Thread in inch	Starting flow** in l/h	Flow rate Q' at 1 bar pressure loss in l/h (ca.)	Weight in kg (ca.)
horizontal	MTK-HWX MTW-HWX	165 ^{c)}	82	34	2,5	15	G ¾ B	8	4500	1,5
		190	84	32	4	20	G 1 B	8	5600	1,6
		260	93	44	6,3	25	G 1 ¼ B	14	11000	2,9
		260	93	44	10	25	G 1 ¼ B	17	12500	2,9
		260	93	44	10	32	G 1 ½ B	17	12500	2,9
		270	118	51	25 ^{b)}	50	G 2 ½	20	31250	10,0
		270	118	76	25 ^{b)}	50	F 50	20	31250	12,5
		300	101	55	16 ^{b)}	40	G 2 B	19	24000	4,9
		300 ^{a)}	118	57	25 ^{b)}	50	G 2 ½ B	20	31250	9,5
		300 ^{a)}	118	70	25 ^{b)}	50	F50	20	31250	11,5
ascending	MTK-SWX MTW-SWX	105	130	18	2,5	20	G 1 B	8	5500	1,7
		105	130	18	4	20	G 1 B	8	5500	1,7
		150	148	24	6,3	25	G 1 ¼ B	14	12500	2,8
		150	148	24	10	25	G 1 ¼ B	17	12500	2,8
		150	181	30	16 ^{b)}	40	G 2 B	19	26000	4,7
		200	181	30	16 ^{b)}	40	G 2	19	26000	5,0
descending	MTK-FWX MTW-FWX	105	130	17	4	20	G 1 B	8	5500	1,9
		105	130	17	2,5	15	G 1	8	5500	1,9

* Additional lengths available on request ** Typical values in horizontal installation position

^{a)} for Q3 25 MTW-HWX (warm water) only possible with a length of 270 mm

^{b)} warm water meters only available as quality approved versions

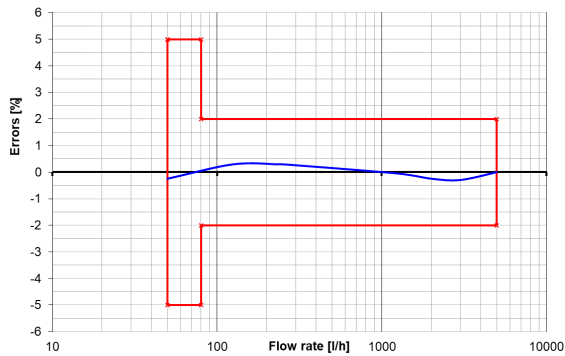
^{c)} Length 165 mm only available with blue painted housing and only as cold water version

The meter does not require any upstream or downstream straight length (U0/D0)

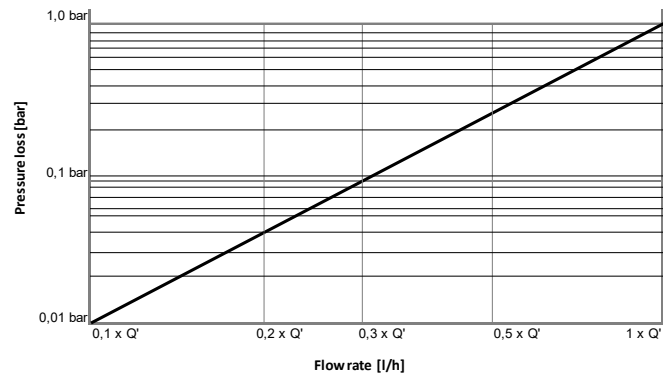
Multi-Jet Dry Meter MODULARIS

MTK-...WX, MTW-...WX

Typical error curve Q₃ 4 R80H



Typical pressure loss graph



APPROVALS / CERTIFICATES / STANDARDS

- EU-Type Examination Certificate according to 2014/32/EU (MID)
- OIML R49
- EN 14154
- KTW-BWGL / W270 (D)

ADDITIONAL OPTIONS

- Individual labelling of totalizer and/or protection cover (on customer request)
- Transparent cover with viewing window for litre pointer → Fig. ①
- Insert back-flow preventer
- Individual customer serial number (max. 14 figures)
- Protection cover with rotatable inner disk (labelling surface on interior)



Fig. ①

VARIANTS



Fig. MTW-HWX (warm water)
Length 165 mm only available with blue painted housing and only as cold water version



Fig. MTK-SWX (ascending pipe) Without fig. MTK-FWX (downpipe)